



# POUDRE WILDERNESS VOLUNTEERS

# VOLUNTEER APPLICATION



Greetings,

Thank you for your interest in the Poudre Wilderness Volunteers. Since our inception, Poudre Wilderness Volunteers has helped to educate, assist, and enlighten over 35,000 visitors to the Canyon Lakes Ranger District.

All new volunteers are required to attend a three-day weekend training, and commit to a minimum of six days of hiking/backpacking/riding each season. We'll also be hosting a Training Kick-off evening to introduce new volunteers to each other and provide valuable information about the upcoming training weekend. The dates of these events are listed below.


If you are a volunteer horse rider, we'll be holding a special "Get Acquainted" meeting for riders. You and your horse will also be required to participate in a trail workshop. More information on both of these events will be mailed to you later.

Interviews begin in March, so please return this form no later than **March 10** to:

Poudre Wilderness Volunteers  
P.O. Box 271921  
Fort Collins, CO 80527

Thanks again for your interest and we look forward to meeting you in person.

Dan Seeber, PWV Chair



POUDRE WILDERNESS  
VOLUNTEERS

**P.O. Box 271921**

**Fort Collins, CO 80527**

**Phone: 970 295-6730**

**www.**

**poudrewildernessvolunteers.com**

## IMPORTANT DATES—MARK YOUR CALENDAR

<b>INTERVIEW DATES:</b>	<b>Mar. 25th &amp; Apr. 1st</b>
<b>NEW VOLUNTEERS TRAINING KICK-OFF DAY:</b>	<b>May 10th 6-9 pm</b>
<b>TRAINING WEEKEND: Starting Friday Evening</b>	<b>May 19th—21st</b>
<b>HORSE PATROL—GET ACQUAINTED MEETING:</b>	<b>May 3th 6-8 pm</b>
<b>HORSE PATROL—TRAIL TRAINING WORKSHOP:</b>	<b>May 6th 9-2</b>
	<b>Lory State Park</b>

## VOLUNTEER APPLICATION

Name \_\_\_\_\_

Address \_\_\_\_\_

City \_\_\_\_\_ State \_\_\_\_\_ Zip \_\_\_\_\_

Phone Numbers: Work \_\_\_\_\_ Home \_\_\_\_\_ Cellular \_\_\_\_\_

E-mail \_\_\_\_\_ Fax: \_\_\_\_\_

Job or Profession \_\_\_\_\_

Sex Male \_\_\_ Female \_\_\_ Age \_\_\_ Less than 18 \_\_\_ 18-54 \_\_\_ 55 and holding

Driver's License Number \_\_\_\_\_ State \_\_\_\_\_

Emergency Contact Person \_\_\_\_\_ Their Phone Number \_\_\_\_\_

Do you have any physical or medical condition of which PWV should be aware? Y \_\_\_ N \_\_\_

If yes, please explain \_\_\_\_\_

How would you describe your overall physical fitness?

Excellent \_\_\_\_\_ Good \_\_\_\_\_ Fair \_\_\_\_\_ Poor \_\_\_\_\_

\_\_\_ I am applying as a hiker/backpacker

\_\_\_ I am applying as a horse rider (note: You must own or have access to a horse and trailer.)

\_\_\_ I am applying as a hiker *and* horse rider.

Why do you wish to be a volunteer?

\_\_\_\_\_

\_\_\_\_\_

\_\_\_\_\_

\_\_\_\_\_

\_\_\_\_\_

\_\_\_\_\_

\_\_\_\_\_

Signature: \_\_\_\_\_

Date: \_\_\_\_\_

### Skills Assessment

PWV would like to know more about your skills and abilities so we can provide you with the best training possible AND ASSESS WHERE PWV CAN BEST USE YOUR TALENTS. Lack of experience in a particular area will NOT count against you. Please take time to answer these questions as accurately as possible.

How long have you lived in this area? \_\_\_\_\_ years

- I am only interested in day hiking
- I am only interested in backpacking
- I would like to do both

Miles you feel comfortable hiking :

- 1-5
- 5-10
- 10-15
- 15-20

Miles you feel comfortable backpacking :

- 1-5
- 5-10
- 10-15
- 15-20

**Experience Level** - Check those that most apply to you.  
*You may want to check more than one box.*

#### HIKERS ONLY

- I 'm a beginning hiker (I've hiked less than 10 miles in the last 5-10 years)
- I have one season of hiking experience (3-5 day hikes)
- I have 2-3 seasons of hiking experience
- I have 4+ seasons of hiking experience
- I wrote the book on taking day hikes in Colorado

What type of trails do you prefer?

- Easy
- Moderate
- Difficult

Additional comments?

---

#### BACKPACKING ONLY:

- I have never gone backpacking but want to start
- I am a beginning backpacker and have taken (circle one)      1      3      4      6 trips
- I have 2-3 season of backpacking experience
- I have 4+ seasons of backpacking experience
- I wrote the book on backpacking in Colorado

What type of backpacking do you prefer?

- Easy
- Moderate
- Difficult

Additional comments?

---

#### HORSE RIDERS ONLY

- I am only interested in day rides
- I am only interested in overnight pack trips
- I would like to do both
- I would like to do both but have never camped overnight with my horse

Rider Experience/Comfort Level:

I consider myself a:

- Novice
- Intermediate
- Advanced

- I feel most comfortable riding shorter distances of 9 or fewer miles in a day.
- I enjoy riding longer distances of 10 or more miles in a day.
- I'm a Gold Trophy endurance champion and it is nothing for me to ride 150 miles in 24 hours.

How often do you ride?

---

On a scale of Zero to Five, ( 0=Do not know, 1=Poor, to 5=Excellent/no problems at all)

How would you rate your experience with your horse in the following situations?

- Narrow stream crossings \_\_\_\_\_
- Wide, deep stream crossings \_\_\_\_\_
- Narrow/noisy bridges \_\_\_\_\_
- Rocky trails \_\_\_\_\_
- Precarious trails \_\_\_\_\_
- Confronting llamas, dogs, wild animals \_\_\_\_\_
- Humans (backpackers, bikers, etc.) \_\_\_\_\_

Additional comments?

---



---



---



---



---

**ALL APPLICANTS PLEASE COMPLETE**

*Please check all that may apply.)*

**Navigating Skills:**

- I've never used a compass and don't know how to read a map
- I can use a compass to find north, but don't know much beyond that
- I can locate my position on a map in (please circle):  
5 min. 1 min. 30 sec. a snap
- I can read contour lines
- I can figure out how to get from point A to B using a compass and a map with relative certainty
- I am proficient with a GPS device
- I wrote the book on navigating in a snow storm.

**Leave No Trace:**

- I've never heard of Leave No Trace
- I've heard of Leave No Trace, but don't remember the principles
- I can recite 3-5 LNT principles
- I always practice LNT in the outdoors
- I have received LNT training
- I am an LNT Master

**Other Skills:**

Please list other outdoor skills you possess:

---



---



---



---



---

**Interviewer Comments:**

---



---



---



---



---



---



---



---



---









---






---

**LEAVE NO TRACE**




**Plan Ahead and Prepare**

-  Know the regulations and special concerns for the area you'll visit.
-  Prepare for extreme weather, hazards, and emergencies.
-  Schedule your trip to avoid times of high use.
-  Visit in small groups. Split larger parties into groups of 4-6.
-  Repackage food to minimize waste.
-  Use a map and compass to eliminate the use of marking paint, rock cairns or flagging.



**Travel and Camp on Durable Surfaces**

-  Durable surfaces include established trails and campsites, rock, gravel, dry grasses or snow.
-  Protect riparian areas by camping at least 200 feet from lakes and streams.
-  Good campsites are found, not made. Altering a site is not necessary.





*In popular areas*

-  Concentrate use on existing trails and campsites.
-  Walk single file in the middle of the trail, even when wet or muddy.
-  Keep campsites small. Focus activities in areas where vegetation is absent.





*In pristine areas*

-  Disperse use to prevent the creation of campsites and trails.
-  Avoid places where impacts are just beginning.





**Dispose of Waste Properly**

-  Pack it in, pack it out. Inspect your campsite and rest areas for trash or spilled foods. Pack out all trash, leftover food, and litter.
-  Deposit solid human waste in catholes dug 6 to 8 inches deep at least 200 feet from water, camp, and trails. Cover and disguise the cathole when finished.
-  Pack out toilet paper and hygiene products.
-  To wash yourself or your dishes, carry water 200 feet away from streams or lakes and use small amounts of biodegradable soap. Scatter strained dishwater.






**Leave What You Find**

-  Preserve the past: examine, but do not touch, cultural or historic structures and artifacts.
-  Leave rocks, plants and other natural objects as you find them.
-  Avoid introducing or transporting non-native species.
-  Do not build structures, furniture, or dig trenches.






**Minimize Campfire Impacts**

-  Campfires can cause lasting impacts to the backcountry. Use a lightweight stove for cooking, and enjoy a candle lantern for light.
-  Where fires are permitted, use established fire rings, fire pans, or mound fires.
-  Keep fires small. Only use sticks from the ground that can be broken by hand.
-  Burn all wood and coals to ash, put out campfires completely, then scatter cool ashes.

**Respect Wildlife**

-  Observe wildlife from a distance. Do not follow or approach them.
-  Never feed animals. Feeding wildlife damages their health, alters natural behaviors, and exposes them to predators and other dangers.
-  Protect wildlife and your food by storing rations and trash securely.
-  Control pets at all times, or leave them at home.
-  Avoid wildlife during sensitive times: mating, nesting, raising young, or winter.

**Be Considerate of Other Visitors**

-  Respect other visitors and protect the quality of their experience.
-  Be courteous. Yield to other users on the trail.
-  Step to the downhill side of the trail when encountering pack stock.
-  Take breaks and camp away from trails and other visitors.
-  Let nature's sounds prevail. Avoid loud voices and noises.